

WMF Gold Sponsors



WMF MINIGOLF CROATIAN GRAND PRIX

Updated: 2017-06-04 13:40

Get new pages automatically

3rd - 4th of June 2017 - Zaton

Dear Minigolf Friends, welcome to the WMF Minigolf Croatian Grand Prix 2017 in the beautiful Zaton Holiday Resort. For more info please visit www.zaton.hr.

Tournament Director: Pasi AHO (FIN)

Referees: Aku LEHTIMÄKI (Head/FIN), Verners KIRSS (LAT)

Jury: Pasi AHO (Chairman/FIN), Peter Joost MIDDAG (NED), Peter HELM (AUT)

The tournament jury together with the team leaders has agreed to extend the strokeplay competition for individual and team categories to 10 rounds. On Saturday we'll play from 9:00 till 18:00, however round 8 will not be started any more, even if the time allowed it. On Sunday the 10 rounds will be completed before final round with special speed minigolf mode.

Saturday, 3rd June - First day of competition

Start at 9:00 as scheduled.

Play will be stopped today at 18:00. Some groups have then finished 7 rounds, few groups only 6 rounds and some groups will stop in the middle of the 7th round. Play will be continued from that picture at 9:00 tomorrow.

Sunday, 4th June - Second day of competition

Link to the WMF Croatian Grand Prix final round (there you will also find the final mode description): http://www.psvsteyr.at/MINIGOLF/2017-06-02_Zaton2017Final/result.htm

Competition continued at 9:00 as scheduled.

After Michael Koziol's 19 yesterday on miniature Daniel Moser today also plays 19 and shares now the course record with Kozi.

On felt the record stands at 24 and was played by Fredrik Persson, not only once but twice to show who was the dominating player on day 1. Zdenek Majkus joins the club on Sunday morning with opening round of the day.

PENALTIES FOR PLAYERS:

PENALTIES FOR COACHES:











SUDDEN DEATH:

Rupert Westenthaler gives Marcel Noack a walk-over in the sudden death for 2nd place. This means Noack goes ranked nr 2 and Westenthaler nr 3 to the final.

Result















































[Women](#) | [Men](#) | [Teams](#) | [Straight list](#) | [Lane statistics](#) | [Teams statistics](#) | [Most aces in a row](#)

Women

Rank	Name	Country	F1	E2	F3	E4	F5	E6	F7	E8	F9	E10	FAvg	EAv	FSum	ESum	Diff	Tot
1	 Marielle Svensson	 SWE	34	22	32	28	27	24	26	29	30	20	29,8	24,6	149	123	17	272
2	 Anna Bandera	 ITA	33	24	36	25	37	23	36	25	27	22	33,8	23,8	169	119	13	288
3	 Alena Dolezelova	 CZE	30	25	32	27	33	30	30	24	36	25	32,2	26,2	161	131	12	292
4	 Eva Molnarova	 CZE	35	27	34	23	30	26	31	28	41	23	34,2	25,4	171	127	16	298
5	 Silvia Bandera	 ITA	36	34	32	28	35	31	34	29	32	27	33,8	29,8	169	149	11	318







[Women](#) | [Men](#) | [Teams](#) | [Straight list](#) | [Lane statistics](#) | [Teams statistics](#) | [Most aces in a row](#)

Men

Rank	Name	Country	F1	E2	F3	E4	F5	E6	F7	E8	F9	E10	FAvg	EAv	FSum	ESum	Diff	Tot
1	 Fredrik Persson	 SWE	28	23	26	22	24	23	24	23	30	22	26,4	22,6	132	113	7	245
2	 Marcel Noack	 GER	25	25	31	23	27	25	25	21	27	21	27,0	23,0	135	115	10	250
3	 Rupert Westenthaler	 AUT	28	21	27	25	28	25	25	20	30	21	27,6	22,4	138	112	10	250
4	 Daniel Moser	 SUI	29	25	28	21	36	24	25	19	26	25	28,8	22,8	144	114	17	258
5	 Marian Strasko	 CZE	28	28	34	22	27	23	29	23	27	23	29,0	23,8	145	119	13	264
6	 Dan Trulsson	 SWE	33	25	30	27	26	27	25	25	27	22	28,2	25,2	141	126	13	267
7	 Zdenek Majkus	 CZE	37	24	25	23	33	24	24	24	31	22	30,0	23,4	150	117	15	267
8	 Omar Maggi	 SUI	32	20	30	23	28	24	30	26	31	26	30,2	23,8	151	119	10	270
9	 Karel Molnar	 CZE	27	26	31	25	28	26	32	23	27	26	29,0	25,2	145	126	8	271
10	 Sebastian Kube	 GER	31	22	33	21	30	22	31	25	31	26	31,2	23,2	156	116	8	272
11	 Ondrej Skaloud	 CZE	28	25	28	23	32	25	28	25	33	27	29,8	25,0	149	125	9	274
12	 Sebastian Ekängen	 SWE	29	24	37	24	29	27	32	23	29	21	31,2	23,8	156	119	14	275
13	 Raphael Wietlisbach	 SUI	32	22	28	24	36	24	27	28	29	25	30,4	24,6	152	123	15	275
14	 Marek Smejkal	 CZE	30	27	35	26	33	27	25	23	25	26	29,6	25,8	148	129	14	277
15	 Christian Gobetz	 AUT	29	25	30	27	28	28	34	21	31	25	30,4	25,2	152	126	13	278
16	 Kai Lödding	 SUI	29	27	28	27	34	23	33	25	30	25	30,8	25,4	154	127	10	281
17	 Patrick Bothmann	 GER	36	24	34	26	34	22	30	22	30	26	32,8	24,0	164	120	10	284
18	 Martin Skoupy	 CZE	31	25	33	25	28	23	37	25	32	27	32,2	25,0	161	125	13	286
19	 Kevin Feuchtl	 AUT	29	24	36	29	30	28	35	27	27	22	31,4	26,0	157	130	16	287
20	 Michael Koziol	 GER	34	23	38	25	31	19	34	24	33	27	34,0	23,6	170	118	15	288
21	 Marvin Hauri	 SUI	29	27	36	28	37	23	39	26	30	22	34,2	25,2	171	126	16	297
22	 Markus Danner	 AUT	39	28	35	24	31	32	32	26	30	23	33,4	26,6	167	133	18	300
23	 Hanspeter Trachsel	 SUI	36	29	31	28	31	24	34	24	36	32	33,6	27,4	168	137	13	305

[Women](#) | [Men](#) | [Teams](#) | [Straight list](#) | [Lane statistics](#) | [Teams statistics](#) | [Most aces in a row](#)

TEAMS

Rank	Team	R1	R2	R3	R4	R5	R6	R7	R8	R9	R10	Avg	Total
1	 SWEDEN	124	94	125	101	106	101	107	100	116	85	26,5	1059
2	 CZECH REPUBLIC 1	122	105	125	96	121	100	110	93	110	97	27,0	1079
3	 GERMANY	126	94	136	95	122	88	120	92	121	100	27,4	1094
4	 SWITZERLAND	119	99	122	99	135	94	127	96	117	98	27,6	1106
5	 AUSTRIA	125	98	128	105	117	113	126	94	118	91	27,9	1115
6	 CZECH REPUBLIC 2	124	102	127	98	123	104	126	102	142	102	28,8	1150

1			SWEDEN	R1	R2	R3	R4	R5	R6	R7	R8	R9	R10	FAvg	EAvg	Total
   	Fredrik Persson			28	23	26	22	24	23	24	23	30	22	26,4	22,6	245
	Marielle Svensson			34	22	32	28	27	24	26	29	30	20	29,8	24,6	272
	Sebastian Ekängen			29	24	37	24	29	27	32	23	29	21	31,2	23,8	275
	Dan Trulsson			33	25	30	27	26	27	25	25	27	22	28,2	25,2	267
				124	94	125	101	106	101	107	100	116	85	26,5		1059
2			CZECH REPUBLIC 1	R1	R2	R3	R4	R5	R6	R7	R8	R9	R10	FAvg	EAvg	Total
   	Karel Molnar			27	26	31	25	28	26	32	23	27	26	29,0	25,2	271
	Marek Smejkal			30	27	35	26	33	27	25	23	25	26	29,6	25,8	277
	Marian Strasko			28	28	34	22	27	23	29	23	27	23	29,0	23,8	264
	Zdenek Majkus			37	24	25	23	33	24	24	24	31	22	30,0	23,4	267
				122	105	125	96	121	100	110	93	110	97	27,0		1079
3			GERMANY	R1	R2	R3	R4	R5	R6	R7	R8	R9	R10	FAvg	EAvg	Total
   	Michael Koziol			34	23	38	25	31	19	34	24	33	27	34,0	23,6	288
	Sebastian Kube			31	22	33	21	30	22	31	25	31	26	31,2	23,2	272
	Patrick Bothmann			36	24	34	26	34	22	30	22	30	26	32,8	24,0	284
	Marcel Noack			25	25	31	23	27	25	25	21	27	21	27,0	23,0	250
				126	94	136	95	122	88	120	92	121	100	27,4		1094
4			SWITZERLAND	R1	R2	R3	R4	R5	R6	R7	R8	R9	R10	FAvg	EAvg	Total
   	Daniel Moser			29	25	28	21	36	24	25	19	26	25	28,8	22,8	258
	Kai Lödning			29	27	28	27	34	23	33	25	30	25	30,8	25,4	281
	Marvin Hauri			29	27	36	28	37	23	39	26	30	22	34,2	25,2	297
	Omar Maggi			32	20	30	23	28	24	30	26	31	26	30,2	23,8	270
				119	99	122	99	135	94	127	96	117	98	27,6		1106
5			AUSTRIA	R1	R2	R3	R4	R5	R6	R7	R8	R9	R10	FAvg	EAvg	Total
   	Kevin Feuchtl			29	24	36	29	30	28	35	27	27	22	31,4	26,0	287
	Markus Danner			39	28	35	24	31	32	32	26	30	23	33,4	26,6	300
	Rupert Westenthaler			28	21	27	25	28	25	25	20	30	21	27,6	22,4	250
	Christian Gobetz			29	25	30	27	28	28	34	21	31	25	30,4	25,2	278
				125	98	128	105	117	113	126	94	118	91	27,9		1115
6			CZECH REPUBLIC 2	R1	R2	R3	R4	R5	R6	R7	R8	R9	R10	FAvg	EAvg	Total
   	Martin Skoupy			31	25	33	25	28	23	37	25	32	27	32,2	25,0	286
	Alena Dolezelova			30	25	32	27	33	30	30	24	36	25	32,2	26,2	292
	Eva Molnarova			35	27	34	23	30	26	31	28	41	23	34,2	25,4	298
	Ondrej Skaloud			28	25	28	23	32	25	28	25	33	27	29,8	25,0	274
				124	102	127	98	123	104	126	102	142	102	28,8		1150

[Women](#) | [Men](#) | [Teams](#) | [Straight list](#) | [Lane statistics](#) | [Teams statistics](#) | [Most aces in a row](#)

This tournament is administrated by [Bangolf Arena](#) version 2.1